

VALENTINE'S DAY BINGO


INSTRUCTIONS

Laminate each each sheet.


Cut out each item on the last sheet, place them in a bag and pull cards from the bag.

Have your child place a marker (bingo dots, small Easter erasers, cereal, etc.) on their object once called. Be sure to check out our harder Bingo sheets for the older kids!.


VALENTINE'S DAY BINGO




VALENTINE'S DAY BINGO




VALENTINE'S DAY BINGO




VALENTINE'S DAY BINGO




VALENTINE'S DAY BINGO




VALENTINE'S DAY BINGO



VALENTINE'S DAY BINGO



VALENTINE'S DAY BINGO



VALENTINE'S DAY BINGO

